



# THE PROGRAM GUIDE



# TABLE OF CONTENTS

**TIP:** Click on any chapter and you'll be taken straight to that chapter!

**01**

## **INTRODUCTION**

- Message From Owner - pg. 3
- Our Story - pg. 3
- Why Blue Line - pg. 4

**02**

## **TESTIMONIALS**

- Student Testimonials - pg. 5

**03**

## **CAREER PILOT PROGRAM**

- Program Overview - pg. 6
- Program Comparison - pg. 7
- What's Included, Certs, Academies - pg. 8
- Ground Training - pg. 9
- Flight Training - Part 1 - pg. 10
- Flight Training - Part 2 - pg. 11
- Student Experience/Expectations - pg. 12
- Student Housing - pg. 13

**04**

## **ADMISSION & ENROLLMENT**

- Admission Requirements - pg. 14
- Enrollment Process - pg. 15

**05**

## **FLEET**

- Aircraft - pg. 16
- Simulators / In-House Maintenance - pg. 17

**06**

## **LOCATIONS**

- Overview - pg. 18
- Details - pg. 19

**07**

## **GRADUATION**

- The Ceremony - pg. 20
- Our Graduates - pg. 21

**08**

## **CAREER OPPORTUNITIES**

- Entry-Level Careers - pg. 22
- After Instructing - pg. 23

**09**

## **FINANCING & FINANCIAL AID**

- Funding Your Training - pg. 24

**10**

## **FLY RIGHT SCHOLARSHIP**

- The Fly Right Scholarship - pg. 25

**11**

## **COSTS BREAKDOWN**

- Overview and Costs Checklist - pg. 26
- General Overview of Costs - pg. 27
- Other Costs and Guidance - pg. 28

**12**

## **FAQS**

- Frequently Asked Questions - pg. 29

**13**

## **WHAT NOW?**

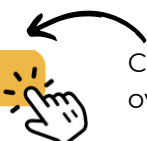
- Your Next Steps - pg. 30

**14**

## **CONTACT US**

- How to Contact Us - pg. 31

CLICK TO WATCH



Check out our Program Guide video series, providing you a brief overview of each chapter.





# INTRODUCTION

## A Message From Our CEO



Trey Walters  
CEO



Welcome to Blue Line Aviation!

Our mission is to transform aspiring pilots into highly skilled professionals ready to take on the aviation industry. We bridge the gap between dreams and reality, offering an accelerated pathway to your aviation career. Supported by our exceptional team, advanced facilities, and a commitment to excellence, we are proud to provide top-notch training that is both rigorous and rewarding. Thank you for considering Blue Line Aviation to embark on your flight training journey. We look forward to helping you soar to new heights.



## Our Story

From a childhood dream that spun into action in 2001, to its official ribbon cutting in 2012, Blue Line Aviation began with the aspiration of Trey Walters, a decorated Iraq war veteran and former Raleigh police officer (hence “Blue Line”), and his wife Kelsey to change the flight training industry. Their vision was, and continues to be, building a safe, professional training environment where aviation dreams come alive. With an elite and extensive fleet of Diamond and Piper aircraft, an array of the industry’s best instructors and support staff, and state-of-the-art facilities and technology, Blue Line Aviation sets the stage as the nation’s leader in accelerated flight training. Thanks to our proprietary programs and unique FAA approvals, you can soar from “zero to hero” at Blue Line faster than anywhere else without sacrificing quality or content.



Trey serving in Iraq  
2007

# Why Blue Line?

We believe that the best way to enjoy the miracle of flight is by being a safe, confident, and professional pilot. Our mission is to train the next generation of pilots with a focus on proficiency, safety, and a deep appreciation for aviation. By challenging our students with rigorous and comprehensive training programs, we are building a passionate community of expert aviators. At Blue Line, you can begin your journey to becoming not just a pilot, but a professional pilot at the fastest, most comprehensive flight school in the country. Earn all your certificates and ratings (PSEL, IFR, CSEL, CMEL, CFI, CFII, and MEI) in as little as 5.5 months, following a regimented plan designed to make you the safest and most employable pilot possible. We ensure that you stay on time and on budget while adhering to our core values:



## **SAFETY**

PRIORITIZE SAFE DECISIONS



## **INNOVATION**

EMBRACE NEW IDEAS



## **INTEGRITY**

ALWAYS DO WHAT IS RIGHT



## **EXCELLENCE**

STRIVE FOR THE BEST



## **ACCOUNTABILITY**

OWN YOUR ACTIONS

Every aspect of our training, from our modern fleet to our meticulous maintenance standards, is aligned with these values to help you take to the skies confidently and safely.





# TESTIMONIALS

## What Our Students Think Of Us



I would definitely recommend Blue Line Aviation as a place to build a foundation for a career in aviation. After starting with zero experience, Blue Line's rigorous and thorough training system adequately prepared me for my checkrides and have helped me develop a strong understanding in the basics of aviation as well as prepared me for my career.



Levi  
Blue Line Graduate  
Former Instructor



I just finished the Career Pilot Program. I could not be more pleased with my experience. I couldn't have been set up with a better situation to succeed! Thank you to all of my instructors and everyone in the program who aided in setting me up to become a pilot.

Would do it all over again if I could!



Bo  
Blue Line Graduate  
Current Instructor



WANT TO SEE MORE REVIEWS?

CLICK HERE





# THE CAREER PILOT PROGRAM

## *Program Overview*

Welcome to the nation's most renowned training program – the Career Pilot Program. Designed for aspiring pilots who seek to become the most employable pilot in the industry, our program offers up to seven certificates and ratings, equipping you with the credentials needed to soar in your aviation career. In as little as 5.5 months (4.5 months for those who already have their Private), you can transform from a novice to a highly qualified pilot, ready to take on the skies. Our program is the most efficient pilot training program in existence. However, with efficiency comes rigor; this is not an easy program. It demands dedication, hard work, and a passion for aviation. Available in two prime locations, we provide flexibility and accessibility to suit your needs. Here are just some of the highlights:

---

### **COMPREHENSIVE TRAINING**

Includes online ground schools, one-on-one instructor training, and group ground training.

### **ELITE FLEET**

Train in our modern Diamond and Piper aircraft.

### **HAND PICKED INSTRUCTORS**

We select only those who align with our core values and maintain our high standards of instruction.

### **STATE-OF-THE-ART FACILITIES**

Benefit from advanced training technology and top-notch facilities.

---

Let's take a look at the different types of programs we have at each location on the next page!



CLICK TO WATCH 



# Program Comparison

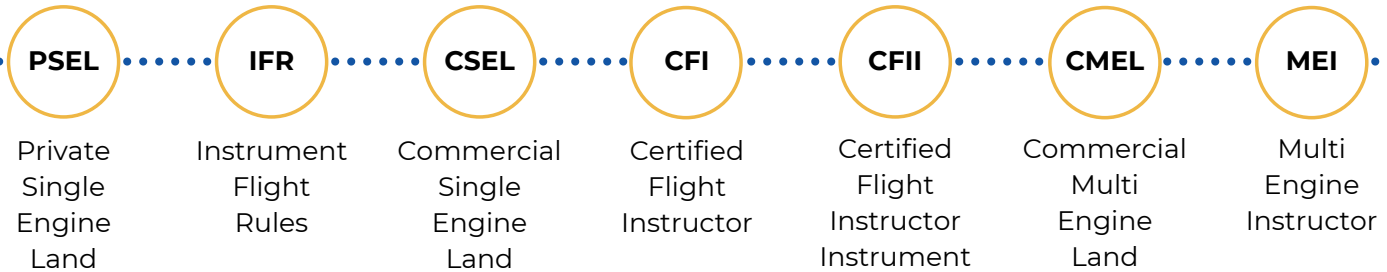
		PRIVATE PILOT LICENSE OBTAINED	PRIVATE PILOT LICENSE NOT OBTAINED
<b>DURATION</b>		4.5 Months	5.5 Months
<b>SCHEDULE</b>		5-6 days/week 8-9 hours/day	
<b>COST</b>		\$80,000 \$95,000 if financed with our lenders	\$95,000 \$105,000 if financed with our lenders
<b>COST INCLUDES</b>		Online Grounds One-on-One Grounds Group Grounds Simulator Time Flight Time Instructor Time	
<b>HOURS INCLUDED UP TO</b>		110 Single Engine Hours 25 Multi-Engine Hours 70 Simulator Hours 385 Instructor Hours	155 Single Engine Hours 25 Multi-Engine Hours 35 Simulator Hours 450 Instructor Hours
<b>TIMELINE</b>  The weeks add up to less than the total duration because we include buffer time for unforeseen delays (i.e. weather, illness, etc.)	<b>PSEL</b>	-	Week 1 - 6
	<b>IFR</b>	Week 1 - 5	Week 7 - 11
	<b>CSEL</b>	Week 6 - 11	Week 12 - 17
	<b>CFI</b>	Week 12 - 14	Week 18 - 20
	<b>CFII</b>	Week 15	Week 21
	<b>CMEL</b>	Week 16	Week 22
	<b>MEI</b>	Week 17	Week 23




# What Is Included In The Program Cost?

The cost of training at Blue Line Aviation includes comprehensive flight training, access to our online ground school, personalized one-on-one instruction with an experienced instructor, and group ground sessions. During orientation, you'll receive a backpack, student polos, and checklists for each aircraft you'll be training on. For a detailed overview of other expenses and supplies you'll need, please refer to the [Costs Breakdown chapter](#) later in this program guide.

## The Certificates and Ratings




Difference between a certificate and a rating



While these terms are often used interchangeably, they actually refer to distinct qualifications in aviation. A certificate typically refers to a broader qualification, such as a Private Single Engine Land (PSEL) or Commercial Single Engine Land (CSEL), which denotes the level of pilot privileges and qualifications. Ratings, on the other hand, are additional qualifications added to a certificate that authorize a pilot to operate specific types of aircraft or under certain conditions, such as an Instrument Rating or Multi-Engine Rating.

## The Academies

Our training program is structured into distinct academies to ensure specialized and focused instruction for each stage of your pilot education. Each academy is led by specialized instructors who are experts in their respective fields, ensuring that you receive the highest quality training tailored to your specific certification or rating. Each academy oversees the following certificates/ratings:





# Ground Training

Ground school is the portion of pilot training where you learn the theoretical aspects of aviation while on the ground, either online or in a classroom with an instructor. This includes understanding aerodynamics, navigation, weather, aircraft systems, flight planning, regulations, and safety procedures. Ground school provides the foundational knowledge necessary to become a competent and safe pilot. We provide three types of ground school; online ground school, one-on-one instructor time, and group grounds. Let's go over each in a little more detail below.



## ONLINE GROUND SCHOOL

You'll have access to our online ground school platform, King Schools, before you arrive. We want you to complete at least the Private, Instrument, and Commercial written exams to reduce stress in an already demanding training program. This preparation allows you to fully concentrate on flight training, making the program more efficient and less stressful. Additionally, studying the material beforehand ensures that concepts are not completely unfamiliar, easing your transition into our intensive training environment.

## ONE-ON-ONE WITH INSTRUCTOR

Our one-on-one ground instruction offers you personalized training tailored to your individual needs. During these one-on-one sessions, you'll work closely with an experienced instructor who will provide focused guidance, answer your questions, and ensure you thoroughly understand key concepts. This personalized approach helps reinforce your learning and address any areas where you need additional support.



## GROUP GROUNDS

Our group ground sessions bring together students working toward the same certificate or rating, creating a collaborative and interactive learning environment. Led by experienced instructors, these classes encourage group discussions, shared insights, and collective problem-solving. You'll benefit from the diverse perspectives of your peers while covering essential topics and preparing for exams and flight lessons.



# Flight Training

Flight training is the hands-on portion of your education where you'll learn to operate an aircraft in various conditions and scenarios. You will gain practical experience in the cockpit, mastering essential skills such as takeoffs, landings, navigation, maneuvers, and emergency procedures. Each certificate and rating is structured to provide initial exposure to its specific purpose, followed by advanced training and preparation for a checkride for that certificate/ rating. The checkride will be the test of your skills and knowledge obtained for that specific certificate/rating. Upon passing that test, you will receive that certificate or rating.



## BECOMING A PILOT

PSEL & IFR

The initial phase of your flight training focuses on obtaining your Private Pilot Certificate and Instrument Rating. As a Private Pilot, you'll learn the basics of aircraft operation, including pre-flight procedures, basic maneuvers, and safe handling of the aircraft. Once you master these fundamentals, you'll move on to Instrument training, which teaches you how to fly in various weather conditions using only the aircraft's instruments. This foundational training sets the stage for more advanced certifications and builds your confidence as a pilot.

## BECOMING A COMMERCIAL PILOT

CSEL & CMEL

The next phase of your training involves obtaining your Commercial Single-Engine and Multi-Engine Certificates, making you a more advanced and skilled pilot. This portion of your training allows you to get paid for your flying (although it's not to become an airline pilot—that requires an ATP rating, which you pursue after accumulating 1500 hours of flight time). With a commercial certificate, you can work as a flight instructor (once you obtain your CFI certificate), Part 135 charter pilot, aerial photographer, skydiving pilot, and more. The training includes advanced maneuvers, complex aircraft operations, and understanding the responsibilities of a commercial pilot in both single and multi-engine aircraft.








## BECOMING A FLIGHT INSTRUCTOR

CFI, CFII & MEI

The final phases of your training includes becoming a Certified Flight Instructor (CFI), Certified Flight Instructor Instrument (CFII), and Multi-Engine Instructor (MEI). By the end of the program, you will be qualified to teach in all the airframes and conditions (IFR) you trained in. This phase not only enhances your piloting skills but also prepares you to pass on your knowledge to new students, ensuring they receive the same high-quality training. As an instructor, you'll have the ability to inspire and guide future pilots, further cementing your expertise in aviation.

## What Is A Checkride?

A checkride is the final assessment of your skills and knowledge for a specific pilot certificate or rating. Conducted by a designated pilot examiner (DPE), this evaluation ensures that you meet the standards set by the Federal Aviation Administration. The checkride is split into two stages: the ground (or oral) portion, where your theoretical knowledge is tested, and the flight (or practical) portion, where your flying skills are evaluated. At Blue Line Aviation, we prepare you thoroughly for your checkride throughout your training, ensuring you are not only prepared to pass, but to excel as a professional pilot. Successfully completing the checkride grants you the certificate or rating you've been training for, marking a significant milestone in your journey to becoming a skilled and certified pilot.

Isn't there a  
shortage of  
DPEs? 

---

We understand the industry's DPE shortage; however, this is not an issue for us here at Blue Line. We mitigate this issue by employing in-house DPEs and collaborating with local and out-of-state DPEs (yes, we even fly DPEs in from other states), ensuring efficient scheduling and timely completion of checkrides, even during peak periods.

---



# The Student Experience

At Blue Line Aviation, we are dedicated to providing an exceptional student experience, combining rigorous training with a supportive community. Watch the videos below to hear firsthand from one of our students about their journey and success with us. Make sure to watch until the end on the Day In The Life of a Student Pilot video for the bloopers!



CLICK TO WATCH



CLICK TO WATCH



## What We Expect Of Our Students

We provide all the resources you need to succeed and graduate on time and on budget. Your commitment is crucial, especially when the going gets tough. We expect you to uphold our core values of safety, innovation, integrity, excellence, and accountability throughout your training.

When challenges arise, we encourage you to lean on the support of your fellow students, instructors, and staff. Our community is here to help you navigate difficulties and stay motivated.

We also set clear expectations for your availability. Due to the intensive nature of our program, working while enrolled is prohibited. Expect a full-time commitment, with a typical schedule involving early mornings and long days. When not flying or in ground school, you are expected to be on-site, fully engaged in your studies and available for any additional training or support.

While we expect dedication, we also recognize the importance of mental health and recommend that you take breaks when you can. Your well-being is a priority to us, and taking time to recharge will help you stay focused and resilient throughout your training.

Your adherence to these expectations will help ensure a successful and enriching experience at Blue Line Aviation, preparing you for a thriving career in aviation.



## Student Housing

We understand that each student has unique accommodation needs. While we provide student housing as part of our training package, offering shared rooms to promote camaraderie and convenience, we also recognize that some students may prefer or require alternative accommodations. Fortunately, our campuses in both Smithfield, NC, and Winter Haven, FL, are surrounded by a variety of housing options to suit different preferences and budgets. Whether you choose to reside in our student housing or explore other local accommodations, you'll find plenty of choices to ensure your comfort and convenience while pursuing your pilot training journey with us.



North Carolina  
Student Housing  
Outdoor Area



Florida Student Apartment  
Community Area





# ADMISSIONS & ENROLLMENT

## *Admission Requirements*

- 18 Years of Age
- High School Diploma or GED (College experience preferred)
- Two-Character References (One professional and one personal)
- Good Driving Record
- Pass a Criminal Background Check
- Initial FAA written tests (PAR, IRA and CAX) are required to be completed prior to start date.
- Remaining written tests (FII, FOI and FIA) are highly recommended to be completed prior to start date.
- No Prior Aviation Incidents or Accidents or other FAA Enforcement Actions
- Obtain an FAA First Class Medical Certificate
- Proficient in the English Language
- Height and Weight Limits (Due to aircraft operational limitations, students taller than 6'3" or weighing more than 250 lbs. may be unable to train in our aircraft)
- Must be of Good Moral Character, Must be Driven, Strong Work Ethic, Etc.



# Enrollment Process

## PHASE

# 1

### PREPARATION

#### PREREQUISITES

- None

#### WHAT TO EXPECT

In this phase, you'll get informed by reading the entire Program Guide. We'll verify your qualifications to become a pilot, address any questions or concerns you may have, and take care of the initial paperwork. The "What Now?" chapter provides detailed instructions on how to apply for your 1st class medical.

## PHASE

# 2

### THE TOUR (IF YOU CHOOSE TO SCHEDULE ONE)

#### PREREQUISITES

- Reviewed this Program Guide (it will answer the majority of your questions)
- Started the process of applying for your 1st Class Medical

#### WHAT TO EXPECT

In this phase, we'll answer any questions that weren't covered in this Program Guide. You'll work with your training advisor to schedule a tour at one of our campuses if you'd like to come by and check things out. You'll also apply for financing during this stage.

## PHASE

# 3

### FINAL ENROLLMENT

#### PREREQUISITES

- Tour completed (if you chose to schedule one)
- 1st class medical obtained
- Financing applied for

#### WHAT TO EXPECT

In this phase, we'll discuss your start date, housing details, and other important logistics. You'll sign the enrollment form and submit your deposit. Once that's done, we'll provide you with access codes for the King Schools online ground school. You'll receive automated emails guiding you through the remaining steps, which include beginning your online ground school studies and completing your written exams before your first day of training with us.





# THE FLEET

## Our Aircraft



**DIAMOND DA20**  
**Quantity:** 2  
**Used For:**  
PSEL, CSEL, CFI Spins  
**Location:** NC



**DIAMOND DA42**  
**Quantity:** 4  
**Used For:**  
CMEL, MEI  
**Location:** NC

WE HAVE AN ORDER IN FOR  
**115 PIPER  
AIRCRAFT**



**PIPER ARCHER**  
**Quantity:** 9  
**Used For:**  
PSEL, IFR, CSEL, CFI, CFII  
**Location:** FL



**PIPER SEMINOLE**  
**Quantity:** 1  
**Used For:**  
CMEL, MEI  
**Location:** FL

## Our Simulators



**DIAMOND SIMULATOR**  
**Quantity: 1**  
**Location: NC**




**FRASCA SIMULATOR**  
**Quantity: 3**  
**Location: NC + FL**

## In-House Maintenance

We ensure the highest standards of safety and reliability by utilizing our sister company, Blue Line Technical, for in-house maintenance. Having in-house maintenance provides several key benefits: it allows us to maintain strict quality control, ensure timely servicing and repairs, and minimize downtime for our aircraft. This means our fleet is always in top condition, contributing to the safety and efficiency of your training.

Our dedicated team of expert technicians, certified to work on Diamond and Piper aircraft, is available at both our North Carolina and Florida locations. This ensures consistent and prompt maintenance services regardless of where you train. This geographic coverage further enhances the reliability and safety of our fleet, providing you with peace of mind and a seamless training experience at both locations.



CLICK TO WATCH







# LOCATIONS

## *Our Locations*

Blue Line Aviation operates from two strategic locations: Smithfield, NC at the Johnston Regional Airport, and Winter Haven, FL at the Winter Haven Regional Airport. These locations provide students with diverse training environments and the flexibility to choose a location that best suits their needs. Having two locations allows us to offer year-round training opportunities, adapt to varying weather conditions, and provide a broader range of flying experiences. Both locations are equipped with state-of-the-art facilities and resources to ensure a high-quality training experience.

Side note: 141 approval for Florida is pending approval! Upon approval, our Florida location will have the same training program as our North Carolina location.



## FLIGHT SCHOOL LOCATIONS

### **KJNX**

JOHNSTON REGIONAL AIRPORT  
NORTH CAROLINA

### **KGIF**

WINTER HAVEN REGIONAL AIRPORT  
FLORIDA

# North Carolina

3149B Swift Creek Rd, Smithfield, NC 27577



## THE AREA - SMITHFIELD, NC

Just south of Raleigh, based out of Johnston Regional Airport (aka JNX), our Smithfield facility is located in the heart of North Carolina and offers an ideal training environment with excellent year-round flying weather. Enjoy the charm of a small town with the convenience of proximity to Raleigh, providing access to diverse airspace and top-notch facilities!

CLICK TO WATCH



## THE FACILITY

Our North Carolina facility is a state-of-the-art \$16 million complex spanning 50,000 square feet. It features extensive maintenance hangars housing both Sparkchasers, an avionics company, and Blue Line Technical, our in-house maintenance company. The top floor of the facility boasts Low and Slow Smokehouse, a BBQ restaurant with a stunning view of the runway, offering a unique dining experience while you watch aircraft take off and land.

---


# Florida

2073 US-92, Winter Haven, FL 33881

## THE AREA - WINTER HAVEN, FL

Just an hour southwest of Orlando, based out of Winter Haven Regional Airport, our Winter Haven facility offers an ideal training environment with excellent year-round flying weather. Enjoy the vibrant atmosphere of central Florida with the convenience of proximity to Orlando and Tampa, providing access to diverse airspace and an aviation community like no other!

CLICK TO WATCH



## THE FACILITIES

Our Winter Haven facility currently operates out of modern, temporary structures designed to provide a comfortable and efficient training environment. These facilities include essential amenities and resources to support your aviation education. Exciting plans are underway to develop a state-of-the-art complex similar to our North Carolina location. This future facility will feature extensive maintenance hangars and dedicated spaces for advanced training, ensuring we continue to offer top-notch services and a premier training experience in Florida.

# GRADUATION

## *The Ceremony*

Graduation is a momentous occasion held every two weeks to celebrate our students' achievements and completing the most arduous flight training program in the United States (potentially the world). During the ceremony, students are honored with ropes signifying their accomplishments and each graduate receives a personalized photo commemorating their journey, signed by fellow students, instructors, and staff, showcasing their checkride pass dates. They also receive a diploma marking their accomplishment and have the opportunity to ring the bell, symbolizing their completion of the program.

Graduates can invite friends and family to join the celebration, followed by tours of our facilities and the opportunity to view the aircraft they trained on up close on the flight line. During the ceremony, we open the floor to allow staff, students, instructors, and guests to share personal experiences and words of pride and encouragement. It's a time to reflect on achievements, celebrate milestones, and inspire future aviators in our vibrant aviation community.



CLICK TO WATCH





# Our Graduates



## GRADUATE HIGHLIGHT - JOE LANCHEROS

Joe came to Blue Line as a flight student in June of 2019 after a long career as an EMT. He chose Blue Line because of our team's foundations in U.S. Military and Law Enforcement. Within 5 days of his graduation from our Career Pilot Program he was hired as a ferry pilot by Diamond Aircraft and sent to deliver a plane to a new owner. Shortly after landing, he was shipped international to Bangladesh as a test pilot and factory instructor for the local military. He is currently a First Officer at Air Wisconsin and he never seems to stay in one place for too long!

Click the button below to see more of our graduates!

CLICK HERE



# Graduate Stats

400+

We have proudly graduated over 400 students, each achieving their dream of becoming not just a pilot, but a highly employable and professional pilot.

90%

After graduation, our Blue Line graduates are in high-demand. In fact, 90% of our graduates who don't instruct with us find employment within the first 90 days of completing training.

\$113k+

Flying is a rewarding career, and commercial pilots are paid well. The median salary for commercial pilots is \$113,080/year, and the median salary for airlines pilots is \$219,140 (according to U.S. Bureau of Labor Statistics)!





# CAREER OPPORTUNITIES



**GRADUATE  
BLUE LINE**



**ENTRY LEVEL  
CAREER  
(INSTRUCT)**



**REGIONAL  
AIRLINES**



**OFF TO  
THE MAJORS**

## *Entry Level Careers*

As you embark on the exciting first steps of building your career and getting paid as a pilot, you'll have a variety of entry-level opportunities to choose from. Upon graduating from Blue Line Aviation with approximately 200-250 flight hours, you'll need to build up to 1500 hours to qualify for the airlines. Entry-level pilot career options provide an excellent pathway to accumulate these hours while gaining valuable experience. Opportunities include becoming a skydive pilot, conducting aerial photography, crop dusting, and more. One of the most rewarding paths is instructing, where you can continue to hone your skills and share your knowledge with new students. This leads us to explore the opportunities and benefits of becoming an instructor at our flight school.

## *Becoming a Blue Line Instructor*

Joining the ranks of some of the best instructors in the industry at Blue Line Aviation is an exceptional opportunity. We pride ourselves on maintaining the highest standards of quality instruction and professionalism, and we don't just accept anyone, even our own graduates. We carefully observe our students throughout their training, emphasizing that each day should be treated like a job interview. To ensure a diverse range of teaching perspectives, we also hire outside instructors, holding them to the same rigorous onboarding standards. This onboarding process ensures that all our instructors uphold our high standards and contribute to a strong safety record. Once you become an instructor, you'll have the chance to advance to an academy leader role, offering higher earning potential and bolstering your resume as you prepare for a future in airlines, cargo, or corporate flying.



**DAY IN THE LIFE OF A  
FLIGHT INSTRUCTOR**

[CLICK TO WATCH](#)

# Off to the Airlines, Cargo or Corporate

Once you've obtained your 1500 flight hours and received an ATP certificate, you'll be ready for the next stage in your aviation career. At this point, many pilots choose to join the regional airlines, while others might opt to go straight into cargo or corporate flying. Each path offers unique opportunities and challenges.



## AIRLINES

Join a regional airline to gain valuable experience and flight hours, often serving as a stepping stone to major airlines. You'll fly shorter routes and work closely with a small team, honing your skills in a structured environment. This means working for regional companies such as SkyWest, Republic Airways, or Envoy Air, which can eventually lead to positions with major airlines like American Airlines, Delta, or United.

## CARGO

Opt for cargo flying if you prefer a focus on transporting goods rather than passengers. This path offers unique schedules and the opportunity to work with a variety of aircraft, often leading to high-demand roles in the industry. You might start with companies like Mountain Air Cargo or Ameriflight, which can eventually lead to positions with major companies like UPS, FedEx, or Amazon.



## CORPORATE

Corporate flying allows you to work for private companies or individuals, providing personalized service and flexibility. This career path often involves flying sophisticated aircraft and offers the chance to build strong professional relationships. Examples include working for companies like Google, Goldman Sachs, or private charter services, etc.

## Our Partners

We're committed to not only providing top-notch flight training but also ensuring our graduates have rewarding career opportunities awaiting them. We've established strong partnerships with industry-leading entities that are eager to welcome our skilled and highly trained pilots. With these partnerships, you benefit from preferential hiring because these companies recognize the quality pilots we provide. These partnerships open doors to exciting career prospects upon completion of your instructing journey with us. Your success as a professional pilot is our priority, and our collaborative efforts with these organizations reflect our dedication to your future in aviation.





# FINANCING & AID

## AEROADVANTAGE

### *Financing Options*

We understand that funding your way through flight school can be your biggest barrier to entry. That's why Blue Line has partnered with AeroAdvantage to provide competitive financing options for our Career Pilot Program. Financing covers training costs and most of the additional expenses incurred, such as:



#### **FLIGHT TRAINING**

Plane Rental  
Instructor Time  
Fuel



#### **GROUND TRAINING**

Online Ground  
One-on-One  
Group Grounds



#### **STUDENT HOUSING**

Rent  
Utilities



#### **TRAINING SUPPLIES**

Headset  
iPad  
Etc.



#### **TEST FEES**

Checkrides  
Written Test

#### **HAVE MORE QUESTIONS ABOUT FINANCING?**

Click the button below to check out our FAQ page where we have answered the most commonly asked questions in regard to financing!

CLICK HERE



### *Financial Aid*

#### **GI BILL**

We currently do not accept the GI Bill, but we are actively working on it. However, you can be reimbursed for a portion of your total checkride fees. For additional information, please visit [www.va.gov](http://www.va.gov).

#### **OTHER FINANCIAL AID?**

We do not directly accept financial aid. However, many of our students have successfully found creative solutions by securing outside scholarships or funding for their training, which they were able to directly accept and apply to their finances.

# THE FLY RIGHT SCHOLARSHIP

## *Our \$100,000 Scholarship*

Blue Line Aviation's Fly Right Scholarship is a \$100,000 flight training scholarship that is awarded every school year to a Johnston County, NC and Polk County, FL graduate. The scholarship is awarded to a student who soars above and beyond to do what's right, who has a high level of personal ethics and character, and who positively contributes to the world around them, as nominated by their teachers and peers and approved by an impartial panel. Click the button below to learn more!

The top applicant will be awarded a \$100,000 scholarship, 2nd-5th place applicants will each receive \$15,000 off the Career Pilot Program, and 6th-10th place applicants will receive \$7,500 off the Career Pilot Program at Blue Line Aviation.

CLICK HERE



## *Fly Right Scholarship Videos*

**PODCAST INTERVIEW WITH THE  
FIRST WINNER OF THE  
FLY RIGHT SCHOLARSHIP**



CLICK TO WATCH



**FLY RIGHT SCHOLARSHIP  
OVERVIEW**



CLICK TO WATCH





# COSTS BREAKDOWN

## *All Costs To Be Considered*

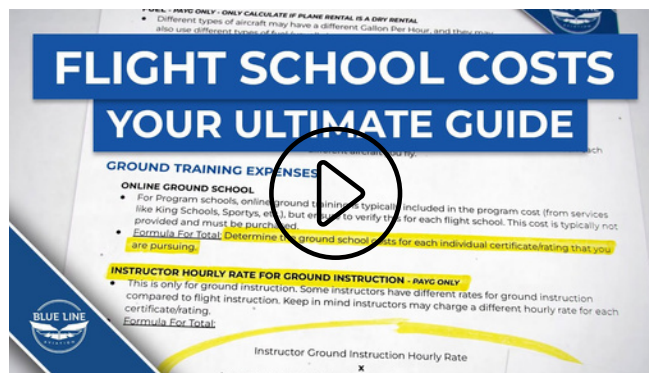
Flight school costs can be complicated due to the tailored nature of the training to each individual's needs.

This may seem overwhelming, but don't worry. To help you navigate these costs, we provide two key resources. First, there's a simplified general cost breakdown in the form of a table. Second, we guide you to our Flight School Costs Checklist, which includes a video and an associated PDF checklist that offers a comprehensive guide to all things cost-related for flight school.

Even if these resources don't provide all the information you need because you have unique needs, or you don't fully understand all of the information and it becomes overwhelming, your training advisor will walk you through every bit of it. They will break down each individual cost once a plan is tailored specifically to you, ensuring you completely understand what your costs will be.

## *The Comprehensive Costs Checklist*

We have created a comprehensive video accompanied by a detailed checklist covering all aspects of flight school costs. This resource is designed for prospective pilots to use with any flight school, but its structure is specifically tailored to help you determine and calculate all the costs you need to consider. The checklist also includes a section at the end for all the student supplies you will need to purchase. **You can find a link to the PDF in the description of the video.** Click the links below:



CLICK TO WATCH





# General Overview of Costs

Are you just wanting to have a general understanding of what your costs will look like? Below, you will find a table that provides a broad overview of the additional costs you will need to consider. The table includes general descriptions and ranges of costs to help you plan and budget effectively. Just a heads up, this table does not provide the cost of the program. You can find that in the [Career Pilot Program Overview chapter](#).

	COST	NOTE
<b>1ST CLASS MEDICAL</b>	\$100 - \$200	We require a 1st class medical to ensure you meet airline health standards and avoid discovering disqualifying conditions when you apply for your ATP certificate to fly for the airlines. AMEs (Aviation Medical Examiners) set the prices.
<b>STUDENT SUPPLIES</b>	\$900 - \$3000	Headset, books, all the way down to pen and paper. The costs associated with student supplies can wildly vary based on what you need, don't need, and/or preferred supplies (i.e. used iPad mini over new iPad Pro). You can find a full list of student supplies that you will need on the last page of our Flight School Expense Checklist.  Click <a href="#">here</a> to download that checklist.
<b>HOUSING</b>	\$950 x Duration of Program	We offer student housing to alleviate the stress of finding accommodations during your training and to avoid the need for a year-long lease when you can graduate in as little as 5.5 months. To accurately calculate the cost of student housing, multiply the monthly rate by the number of months for your chosen program. The monthly cost shown includes rent, utilities, and internet.
<b>CHECKRIDE FEES</b>	<b><u>PSEL, IFR, CSEL, CFII, CMEL AND MEI</u></b> \$1100 - \$1600 Per Checkride  <b><u>CFI</u></b> \$1900 - \$2400 Per Checkride	Checkride fees vary as each DPE sets their own rates, and prices can differ by location. To estimate your total checkride fees, add up the fees for all the certificates and ratings you plan to obtain, and we recommend calculating based on the higher end of the cost range to be safe. These fees can change during your training, so it's best to budget conservatively. CFI checkrides usually have higher prices due to their longer duration.  If you need to retake a checkride, there is typically a retest fee, which is usually half of the initial checkride fee.  If you finance your checkride fees, any remaining amount leftover will be paid towards your flight school loan.
<b>WRITTEN EXAM FEES</b>	~\$175 Per Exam	There are six written exams you may need to take, depending on the certificates and ratings you're pursuing. Identify which exams are required for your program (which you can find in the Career Pilot Program Overview chapter) and add up the costs for your total. The exams include PAR (Private), IRA (Instrument), CAX (Commercial), FOI and FIA (Instructor), and FII (Instrument Instructor). If you already have your Private certificate, you can exclude the PAR exam. For your convenience, our NC location has an in-house testing center.
<b>RENTERS INSURANCE</b>	~\$70 / Month or \$420 / Year	Students are required to have renter's insurance for the duration of their training. The minimum coverage needed is \$50,000 for full hull damage or 10% of the aircraft value, whichever is higher, and \$500,000 in liability coverage. We highly recommend SkyWatch for monthly coverage; more information is available <a href="#">here</a> .  Annual insurance options from <a href="#">Southwest Aviation Insurance</a> or <a href="#">AVEMCO</a> are also available. If you choose AVEMCO, let them know you're renting from Blue Line Aviation and use the code BL01 for a discount.



## Other Cost Considerations

### FEES WITH FINANCING

Our lenders have a fee called an origination fee. An origination fee associated with financing is a one-time charge imposed by the lender to cover the administrative costs of processing a loan application. It's typically calculated as a percentage of the total loan amount and is paid upfront when the loan is originated. This fee is separate from interest charges and varies depending on the lender and the type of financing arrangement.

### DEPOSITS AND WHEN THEY ARE DUE

Deposits are a financial commitment made towards securing a service or reservation, such as enrollment in our training program, without being an additional cost. They are typically required at various stages, such as during enrollment or before the start date, and will be deducted from the total program cost. The deposit schedule will be fully detailed by your training advisor when discussing financing options, ensuring clarity on when payments are due throughout your training journey.

## Your Personal Finance Concierge



JOSH



AMBER



JULIE



PAUL



RONALD



JASON



Navigating the complexities of funding flight training can be overwhelming, but at Blue Line Aviation, we're committed to easing that burden for our prospective students. We assign each student a dedicated training advisor who is well-versed in explaining the funding options available. We understand that securing financing is one of the biggest barriers to entry in aviation, which is why we partner with lenders and meticulously manage the backend process to serve as their personal concierge through the entire funding journey\*. With us, you can focus on achieving your dreams as a pilot while we handle the complexities of financing step by step, ensuring it's the last thing on your mind during training.

What if I have more questions about financing?



Firstly, we recommend checking out our [FAQ page](#). There is a section of frequently asked questions specific to financing on that page! If your question is still not answered, we highly recommend either reaching out to your training advisor, or write it down and ask it (along with any other questions you have) during your tour (if you choose to schedule one)!

\*We are not financial advisors. Any information provided regarding financing options or advice related to financial matters is for informational purposes only and should not be construed as financial advice. Prospective students are encouraged to consult with a qualified financial advisor or lender regarding their specific financial situation and options for funding flight training.



# FAQs

Is housing included in the program cost?

Housing is not included in the program cost! The program cost only covers your ground training and flight training.

Is a co-signer required for financing?

No, a co-signer (or co-borrower) is not required, but it is highly recommended for better rates!

How are you able to train so quickly?

We actually made a video talking about this very subject!

[CLICK TO WATCH](#)

% of students find employment after graduation?

90% of our graduates who don't instruct with us find employment within the first 90 days of completing training.

**HAVE MORE QUESTIONS?  
CLICK THE BUTTON BELOW TO GO TO OUR FAQ PAGE!**

[CLICK HERE](#)





# WHAT NOW?

## *Your Next Steps*

Congratulations on reviewing our program guide and taking the first steps toward completing Phase 1 of our enrollment process! By delving into this guide, you're on the verge of joining our Career Pilot Program and realizing your dreams of becoming a professional pilot with Blue Line Aviation. Your journey to success is right around the corner—we look forward to welcoming you aboard!

Let's go over what you need to do next:

### STEP 1

#### **APPLY FOR 1ST CLASS MEDICAL**

##### PREREQUISITES

Read the entirety of the Program Guide

##### WHAT TO DO

Go to this website. On that website, for Designee Type select AME, then select location search. Fill in only the city and select the state of where you live. For Designation Type, select First Class AME, and select Search to find a local AME to call and setup an appointment. If your AME is only available at a far out date, go ahead and schedule that appointment and you can move on to step 3.

### STEP 2

#### **CONTACT YOUR TRAINING ADVISOR**

##### PREREQUISITES

Read the entirety of the Program Guide

Step 1 above complete (with the exception of AME appointment being booked far out)

##### WHAT TO DO

You've officially knocked out all of the required steps for Phase 1 of our enrollment process. From here, go ahead and touch base with your training advisor to move into Phase 2 where we can schedule a tour if you'd like one, and go over final steps to lock in your enrollment!





# CONTACT US

## We Are Here To Answer Your Questions

Our program guide has been meticulously crafted based on insights from thousands of aspiring pilots like you. We've compiled this comprehensive resource to address the most common questions we receive. If you find that your questions remain unanswered after reviewing this guide (or you've completed the steps outlined in the [What Now? chapter](#)), please don't hesitate to reach out. For expedited assistance, we recommend contacting your training advisor directly via phone or email. Our team is here to support you every step of the way. Additionally, you can find our general contact information below. Be sure to connect with us on our social media platforms for informative and occasionally entertaining content—like, follow, and subscribe to stay updated on all things aviation!

### Contact Us

**(919) 578-3713**

**Our NC Campus**  
3149B Swift Creek Rd,  
Smithfield, NC 27577

Mon - Fri: 8:30AM - 5:30PM  
Sat & Sun: Closed

**Our FL Campus**  
2073 US-92,  
Winter Haven, FL 33881

Mon - Fri: 8:30AM - 5:30PM  
Sat & Sun: Closed

### Follow Us



**SCAN HERE**

OR

**CLICK THE SOCIAL ICONS BELOW**



